

MONTHLY STATISTICAL BULLETIN

NOVEMBER 2019

Market capitalization: 182.367.190.332

Turnover: 664.857.099

Number of transactions: 1.446

MBI10: 4.468,50

↑2,52%

↓2,42%

↓18,63%

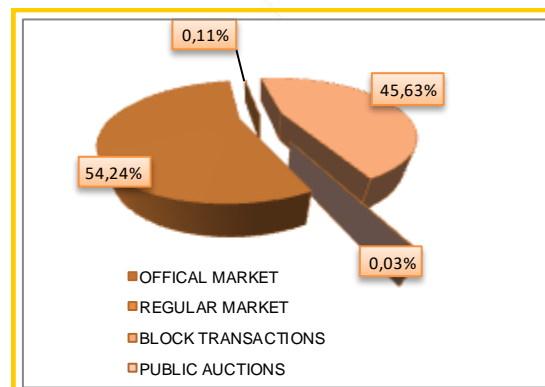
↑4,57%

BASIC INDICATORS

TURNOVER (denars)	October 2019	November 2019	% of change
TRADING IN BEST	362.625.740	361.318.759	-0,36
SHARES	355.057.778	334.944.880	-5,66
BONDS	7.567.962	26.373.879	248,49
OTHER SECURITIES	0	0	-
DAILY AVERAGE TURNOVER (denars)	17.267.892	17.205.655	-0,36
DAILY AVERAGE NUMBER OF TRANSACTIONS	84	68	-19,05
BLOCK TRANSACTIONS	318.719.721	303.349.950	-4,82
PUBLIC AUCTIONS	0	188.390	-
PUBLIC OFFERING	0	0	-
TOTAL	681.345.461	664.857.099	-2,42
NUMBER OF TRANSACTIONS			
TRADING IN BEST	1.753	1.426	-18,65
BLOCK TRANSACTIONS	24	18	-25,00
PUBLIC AUCTIONS	0	2	-
PUBLIC OFFERING	0	0	-
TOTAL	1.777	1.446	-18,63
MARKET CAPITALIZATION (denars)			
MARKET CAPITALIZATION OF SHARES	177.876.537.799	182.367.190.332	2,52
OFFICIAL MARKET-SHARES	173.734.495.484	178.225.148.017	2,58
MARKET OF JOINT STOCK COMPANIES WITH SPECIAL REPORTING OBLIGATIONS	4.142.042.315	4.142.042.315	0,00
MARKET CAPITALIZATION OF BONDS	3.720.719.944	3.721.230.155	0,01
MARKET CAPITALIZATION OF OTHER SECURITIES	313.009.550	313.009.550	0,00
TOTAL MARKET CAPITALIZATION	181.910.267.292	186.401.430.037	2,47
MBI10	4.273,24	4.468,50	4,57
OMB	132,86	133,08	0,17
NUMBER OF LISTED SECURITIES	101	100	0,00
NUMBER OF TRADING DAYS	21	21	0,00

TURNOVER STRUCTURE

Market segment	Turnover (denars)	Turnover (EUR)	%	Number of transactions
OFFICIAL MARKET	360.596.836	5.863.006	54,24	1.422
REGULAR MARKET	721.923	11.739	0,11	4
BLOCK TRANSACTIONS	303.349.950	4.932.216	45,63	18
PUBLIC AUCTIONS	188.390	3.063	0,03	2
TOTAL	664.857.099	10.810.025	100,00	1.446



MONTHLY STATISTICAL BULLETIN

10 MOST LIQUID SHARES (Official market)

Issuer	Max (denars)	Min (denars)	Average price (denars)	Volume	Turnover (denars)	Turnover (EUR)	%	Num. of trans.	Market capitalization (denars)
Komercijalna banka Skopje	6.200,00	5.598,00	5.941,90	19.481	114.833.946	1.867.098	34,36	422	14.103.003.340
Makpetrol Skopje	78.000,00	70.200,00	73.249,37	720	52.579.762	854.863	15,73	186	8.638.160.391
Alkaloid Skopje	11.249,00	11.012,00	11.105,45	4.111	45.567.876	740.935	13,63	187	16.052.308.997
NLB Banka Skopje	16.650,00	16.360,00	16.541,81	2.366	39.155.052	636.630	11,72	112	14.061.260.304
Granit Skopje	1.102,00	984,00	1.034,06	17.898	18.743.906	304.754	5,61	98	3.226.174.401
Makedonijaturist Skopje	5.500,00	5.300,00	5.366,62	2.861	15.329.590	249.261	4,59	29	2.487.358.500
Stopanska banka Skopje	1.175,00	1.130,00	1.151,66	8.523	9.799.886	159.338	2,93	73	20.271.443.582
TTK Banka Skopje	1.545,00	1.380,00	1.468,74	6.370	9.488.166	154.246	2,84	46	1.375.777.160
VV Tikves Kavadarci	5.500,00	5.470,00	5.499,34	970	5.333.500	86.725	1,60	16	1.487.475.000
Skopski pazar Skopje – preference shares	7.800,00	7.000,00	7.370,00	584	4.334.300	70.460	1,30	11	114.106.200
Rest				19.306	19.056.973	309.850	5,70	173	96.408.080.142
Total				83.190	334.222.957	5.434.160	100,00	1.353	178.225.148.017

TOP GAINERS / TOP LOSERS—OFFICIAL MARKET

Issuer	Average price (denars) 31.10.2019	Average price (denars) 30.11.2019	% of change
TOP GAINERS			
Skopski pazar Skopje– preference shares	6.600,00	7.800,00	18,18
Komercijalna banka Skopje	5.600,00	6.188,06	10,50
Cementarnica USJE Skopje	23.051,00	25.100,00	8,89
TTK Banka Skopje	1.400,00	1.515,36	8,24
UNI Banka Skopje	2.150,00	2.300,00	6,98
TOP LOSERS			
Lotarija na Makedonija Skopje	600,00	200,00	-66,67
Zito Luks Skopje	180,00	138,00	-23,33
Makosped Skopje	200,00	175,00	-12,50
Popova Kula Demir Kapija	24,00	21,00	-12,50
RZ Institut Skopje	101,00	90,00	-10,89

OVERVIEW OF THE TRADING WITH BONDS

	HIGH (%)	LOW (%)	Last daily average price(%)	Last trading day	Volume (in EUR)	Turnover (denars)	Turnover (EUR)	Yield to maturity *
Government bonds-denationalization XI issue (RMDEN11)	99,00	99,00	99,00	19.11.2019	12.321	750.103	12.198	2,68%
Government bonds-denationalization XIII issue (RMDEN13)	98,00	98,00	98,00	28.11.2019	729	43.952	714	2,84%
Government bonds-denationalization XV issue (RMDEN15)	98,60	98,60	98,60	22.11.2019	4.155	251.948	4.097	2,42%
Government bonds-denationalization XVI issue (RMDEN16)	99,00	98,50	99,00	29.11.2019	17.070	1.036.124	16.846	2,26%
Government bonds-denationalization XVII issue (RMDEN17)	99,00	98,50	99,00	07.11.2019	3.183	193.590	3.148	2,23%
Government bonds-denationalization XVIII issue (RMDEN18)	98,80	98,70	98,80	26.11.2019	396.897	24.098.163	391.843	2,27%

* The model for calculation of annual average yield to maturity is adapted to the characteristics of the bonds. Calculation date is 30.11.2019 using the last average price of the bonds.

MONTHLY STATISTICAL BULLETIN

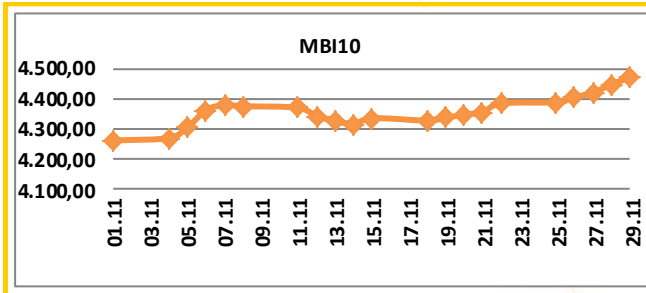
MBI10

Value at 29.11.2019 **4.468,50**

MAX Value in November (29.11.2019) 4.468,50

MIN Value in November (01.11.2019) 4.261,59

% of change from 28.12.2018 28,81%

All about MBI10 on: <http://www.mse.com.mk/Indicies.aspx?Index=MBI10>

Composition of MBI10	Turnover (denars)	Volume	Num. of trans.	Last average price	% of monthly change of price
Alkaloid AD Skopje	45.567.876	4.111	187	11.214,78	1,17
Granit AD Skopje	18.743.906	17.898	98	1.050,40	3,54
Komercijalna banka AD Skopje	277.725.896	47.608	429	6.188,06	10,50
Makpetrol AD Skopje	84.880.762	1.172	188	76.864,27	6,76
Makedonijaturist AD Skopje	15.329.590	2.861	29	5.500,00	3,68
Stopanska banka AD Skopje	9.799.886	8.523	73	1.161,01	0,09
TTK banka AD Skopje	9.488.166	6.370	46	1.515,36	8,24
Makedonski Telekom AD Skopje	1.340.363	4.365	24	311,11	3,70
Ohridska banka AD Skopje	0	0	0	6.150,00	0,00
NLB Banka AD Skopje	46.250.052	2.796	115	16.464,00	-0,53

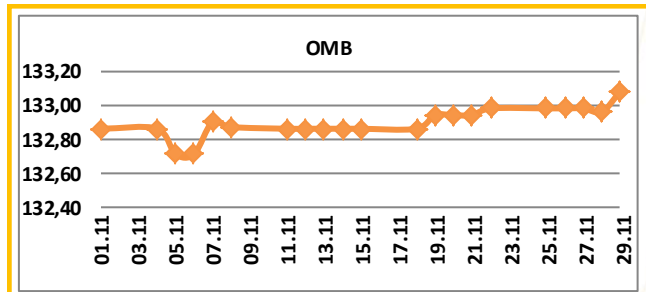
OMB

Value at 29.11.2019 **133,08**

MAX Value in November (29.11.2019) 133,08

MIN Value in November (05.11.2019) 132,71

% of change from 28.12.2018 1,35%

All about OMB on: <http://www.mse.com.mk/Indicies.aspx?Index=OMB>

Composition of OMB	Turnover (denars)	Volume	Num. of trans.	Last average price	% of monthly change of price
Government bonds-denationalization X issue (RMDEN10)	0	0	0	99,00	0,00
Government bonds-denationalization XI issue (RMDEN11)	750.103	12.321	1	99,00	0,00
Government bonds-denationalization XII issue (RMDEN12)	0	0	0	99,50	0,00
Government bonds-denationalization XIII issue (RMDEN13)	43.952	729	1	98,00	-1,01
Government bonds-denationalization XIV issue (RMDEN14)	0	0	0	99,00	0,00
Government bonds-denationalization XV issue (RMDEN15)	251.948	4.155	2	98,60	0,00
Government bonds-denationalization XVI issue (RMDEN16)	1.036.124	17.070	6	99,00	0,51
Government bonds-denationalization XVII issue (RMDEN17)	193.590	3.183	2	99,00	0,00
Government bonds-denationalization XVIII issue (RMDEN18)	24.098.163	396.897	57	98,80	0,10



MONTHLY STATISTICAL BULLETIN

MBI10 LISTED COMPANIES RATIOS

Issuer	P/E Ratio ¹	Dividend yield ²	Foreign investors participation in November 2019	Foreign investors participation in October 2019	Change
Alkaloid AD Skopje	18,75	2,83%	3,42%	3,44%	-0,02%
Granit AD Skopje	42,78	2,86%	5,44%	5,45%	-0,01%
Komercijalna banka AD Skopje	7,80	6,79%	4,02%	4,62%	-0,60%
Makpetrol AD Skopje	11,12	1,70%	1,32%	1,36%	-0,04%
Makedonijaturist AD Skopje	21,63	4,46%	0,81%	0,80%	0,01%
Stopanska banka AD Skopje	7,37	6,29%	92,41%	92,41%	0,00%
TTK banka AD Skopje	13,45	7,00%	1,30%	1,30%	0,00%
Makedonski Telekom AD Skopje	20,70	6,03%	1,48%	1,48%	0,00%
Ohridska banka AD Skopje	5,50	0,00%	92,39%	75,99%	16,40%
NLB banka AD Skopje	6,65	10,53%	88,57%	88,79%	-0,22%

[1] Share price at last day of trading in currently month, / Earnings per share

[2] The ratios are calculated using the data from the last published Audited financial reports and last paid dividend.

FOREIGN INVESTORS—OFFICIAL MARKET

October 2019	Foreign Legal investors November 2019	Foreign private investors November 2019	Total Foreign entities November 2019	Total Foreign entities October 2019	Change
Shares[3]	34,93%	1,20%	36,13%	35,91%	0,22%
Bonds[4]	0,12%	0,05%	0,17%	0,17%	0,00%
Total Official market	33,75%	1,16%	34,91%	34,70%	0,21%

[3] Data as last day of trading in currently month according to the Central Securities Depository, regarding the participation of the foreign investors in the number of shares.

[4] Data as last day of trading in currently month according to the Central Securities Depository, regarding the participation of the foreign investors in the total nominal value of bonds.

FOREIGN AND DOMESTIC INVESTORS IN THE TOTAL TURNOVER [5] *

	BUYING % of total	SELLING % of total
Foreign private investors	0,47%	13,28%
Foreign Legal investors	0,14%	18,74%
Total Foreign Legal entities	0,62%	32,04%
Domestic private investors	36,08%	57,39%
Domestic Legal investors	63,31%	10,58%
Total Domestic Legal entities	99,38%	67,96%

[5] Data as last day of trading in currently month according to the Central Securities Depository, regarding the participation of the foreign and domestic investors in the total turnover.

Note: Public offering is not taken into account in the calculation of the percentages.

TURNOVER PER MEMBERS / in denars

Member	Code	Trading in BEST system	% of trading in BEST sys.	Block (denars)	% block	Public auctions	% of Public auctions	Public offering	% of Public offering	Total
Komercijalna banka AD Skopje	KB	183.128.202	25,34	319.248.060	52,62	0	0,00	0	0,00	502.376.262
ILIRIKA INVESTMENTS AD Skopje	IL	142.462.937	19,71	113.754.000	18,75	0	0,00	0	0,00	256.216.937
NLB Banka AD Skopje	TN	83.684.771	11,58	134.415.600	22,16	0	0,00	0	0,00	218.100.371
Eurohaus AD Skopje	EH	124.488.093	17,23	7.800.000	1,29	186.165	98,82	0	0,00	132.474.258
INVESTBROKER AD Skopje	MI	45.967.631	6,36	6.360.000	1,05	2.225	1,18	0	0,00	52.329.856
TTK Banka Skopje	TK	26.160.203	3,62	25.122.240	4,14	0	0,00	0	0,00	51.282.443
INOVO BROKER AD Skopje	IN	42.940.486	5,94	0	0,00	0	0,00	0	0,00	42.940.486
Stopanska banka AD Skopje	SB	27.629.965	3,82	0	0,00	0	0,00	0	0,00	27.629.965
Fersped Broker AD Skopje	FR	17.744.174	2,46	0	0,00	0	0,00	0	0,00	17.744.174
Eurostandard Banka AD Skopje	ES	15.258.461	2,11	0	0,00	0	0,00	0	0,00	15.258.461
Sparkase banka AD Skopje	SP	13.172.595	1,82	0	0,00	0	0,00	0	0,00	13.172.595
Total		722.637.518	100,00	606.699.900	100,00	188.390	100,00	0	100,00	1.329.525.808

Turnover via BEST system and turnover in block trades is calculated on the basis of double counting, in order to include the executed cross trades by the MSE members in the structure of the overall MSE turnover. As since July 13, during the government auctions on the selling side there is no brokers (i.e. MSE performs this role), the turnover derived from government auctions is still calculated on the basis of single counting.

MONTHLY STATISTICAL BULLETIN

AS A REMINDER

The product of the Macedonian Stock Exchange **BESTNET ANALYTICS** is a modern internet service that helps investors in building well-founded investment strategies and in bringing valuable investment decisions.

BESTNET ANALYTICS contains:

- Data for more than **100** companies traded on the Macedonian Stock Exchange
- More than **70** different financial indicators of companies and more than **40** indicators for banks
- Monitoring and comparing the values for the last **3** years
- Tracking results by quarters
- Data in den, euros and dollars
- Data for paid dividends from companies for the last **4** years
- Data for the major shareholders of the company
- Data for management bodies of the company
- Data for related companies
- Comparison and monitoring of a large number of financial indicators
- Monitoring indicators by sectors and industries
- Graphic display of technical indicators
- Over **40** technical indicators and oscillators
- Monitoring of investments, determining their current value
- Calculation of gains / losses from unrealized transactions
- Calculation of gains / losses from trades executed
- Simulated portfolios

Шифра на XB	Датум на трансакција	Број на трансакција	Количина	Куповна вредност - вкупно (во ден.)	Датум на последна цена	Последна просечна цена	Вкупна вредност (во ден.)	Нереализирана добитка / загуба (во ден.)	% промена од вкупна вредност на XB	% од вредноста на вкупните вложувања
скратен преглед на поединечна трансакција										
GRNT	17.02.2009	X52515136	600,00	360.000,00	21.01.2009	653,11	391.866,00	1.800.000,00	133,33%	3,74%
TELE	11.06.2009	1235649	600,00	360.000,00	21.01.2009	653,11	391.866,00	31.866,00	8,85%	1,00%
детален преглед на поединечна трансакција										
P.Македонија - денационализација 01 (PMДENO1)										
Тип на хартија	Bond		Куповна вредност - вкупно (во ден.)		107.092,08		Датум на последна цена		27.11.2007	
Датум на трансакција	11.07.2008		Последна просечна цена		85,00		Вкупна вредност (во ден.)		116.662,50	
Број на трансакција	1919		Нето вредност (во ден.)		6.614.520,00		Нереализирана добитка / загуба (во ден.)		11.198,57	
Количина	2.250,00		% промена од купување на XB		10,05%		% од вредноста на вкупните вложувања		0,30%	
Куповна цена (во %)	77,50		Акмулирана камата (во ден.)		1.238,85		Вкупна вредност (во ден.)		117.888,35	
Номинална вредност	1,00 EUR		Куповна вредност (во ден.)		106.689,77		Нереализирана добитка / загуба (во ден.)		11.198,57	
Куповна вредност (во ден.)	106.689,77		Купена акциул. камата (во ден.)		402,31		% промена од купување на XB		10,05%	
Купена акциул. камата (во ден.)	402,31		Трансакциони трошоци (во ден.)		500,00		% од вредноста на вкупните вложувања		0,30%	
Трансакциони трошоци (во ден.)	500,00									
TOTAL			36.067.092,08				62.684.319,35		26.617.629,57	


Опис на XB	Податоци од тргувањето
Лазарен сегмент	Официјален пазар
Лазарен подсегмент	Берзанска котација - обични акции
Тип на XB	Обични акции
ISIN број	MKALKA101011
Вкупни издадени XB	1431353
Шифра на XB	ALK
Номинална вредност	25,56 EUR
Дејења на цената и прометот	
Највисока цена во посл. 52 недели	4.599,00
Најниска цена во посл. 52 недели	3.799,00
% промена во посл. 30 дена	8,48%
% промена во посл. 3 месеци	6,98%
% промена во посл. 6 месеци	0,80%
% промена во посл. 1 година	-4,07%
Просечен дневен промет во посл. 30 дена	645.146,23
Просечен дневен промет во посл. 3 месеци	812.362,12
Просечен дневен промет во тековната година	626.836,29
Просечен дневен промет во посл. 52 недели	1.304.591,88
Показатели по акција за издавачот	
Коefициент цена / добитка	10,43
Дивиденден принос	3,98%
Коefициент цена / Книговодствена вредност по акција	0,91
Коefициент цена / Акмулирана добитка по акција	2,62
Коefициент цена / приходи од продажба	1,01
Коefициент цена / парични прилими од оперативни активности	13,59
Коefициент цена / оперативна добитка	8,93
Коefициент цена / EBITDA	6,35
Највисок P/E во посл. 52 недели	11,46
Најнисок P/E во посл. 52 недели	9,47
Нето добитка по акција за посл. 12 месеци	430,59
Коefициент цена / добитка за посл. 12 месеци	9,77

For more information on : www.bestnet.com.mk



КомРау апликација на Комерцијална банка

ТВОЈОТ МОБИЛЕН ПАРИЧНИК



комерцијална Банка
ај скопје



mastercard.

Со новата апликација на **Комерцијална банка** повеќе не мора да носиш паричник со себе. Сега со **КомРау** можеш едноставно и сигурно да плаќаш со твојот мобилен телефон. Симни ја бесплатно од Google Play и искористи го промотивниот период за бесплатна дигитализација на две **Mastercard®** картички. Апликацијата е достапна за мобилни телефони со најмалку Android™ 4.4 и NFC технологија.

За повеќе информации посети ја нашата веб-страница или некоја од нашите филијали.

Android е заштитен знак на Google LLC.

www.kb.com.mk
контакт центар: (02) 3 296 800